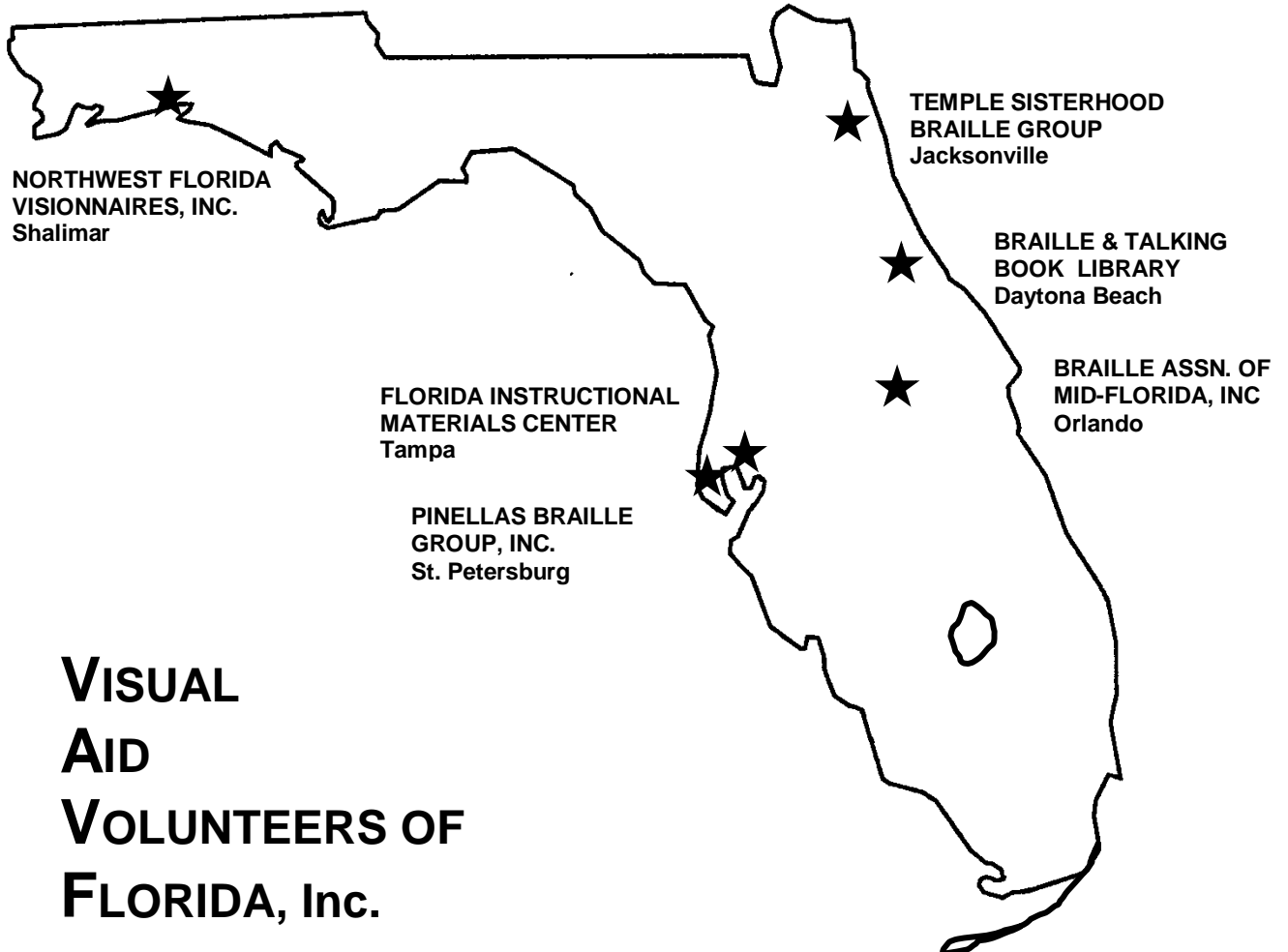


COME JOIN US
At
THE 41st ANNUAL
FLORIDA CONFERENCE OF VOLUNTEERS
SERVING THE VISUALLY IMPAIRED
May 1-3, 2017

VISUAL AID VOLUNTEERS OF FLORIDA, INC.
"Dedication Makes the Difference"



STAYBRIDGE SUITES ORLANDO AIRPORT SOUTH
7450 AUGUSTA NATIONAL DRIVE
ORLANDO, FL 32822
Phone: 407-438-2121 or Toll Free: (877) 238-8889
Fax: 407-438-2275

www.staybridgesuites.com/orlandosouth

VOLUNTEER GROUPS SERVING THE VISUALLY IMPAIRED

Braille Assoc. of Mid-Florida, Inc.

P.O. Box 140908
Orlando, FL 32814
(407) 260-5200
Braille transcribing, braille instruction,
embossing

Braille & Talking Book Library

421 Platt Street
Daytona Beach, FL 32114-2824
(800) 226-6075
Braille and digital library books and
magazines

Florida Instructional Materials Center for the Visually Impaired (FIMC)

4210 West Bay Villa Ave.
Tampa, FL 33611
(800) 282-9193
Elementary through High School
textbooks

Pinellas Braille Group, Inc.

c/o Temple Beth-El
400 Pasadena Ave. S.
St. Petersburg, FL 33707
(727) 347-6136
Braille transcribing, braille instruction,
embossing, scanning, digital
recording

Northwest Florida Visionnaires, Inc.

P.O. Box 398
Shalimar, FL 32579
(850) 862-4495
Braille transcribing, large print, tactile
graphics, music braille transcribing

Temple Sisterhood Braille Group

8727 San Jose Blvd.
Jacksonville, FL 32217
(904) 733-7078
Braille transcribing, braille instruction,
embossing, tactile graphics, punching
& binding, literary, textbook

TABLE OF CONTENTS

Acronyms	4
From the President	7
Conference at a Glance	8
Workshops at a Glance	9
Workshop Descriptions	12
Meet Our Presenters	17
Hotel & Driving Directions	19
Board Members	22
Registration Forms	23

ACRONYMS

Organizations

APH American Printing House for the Blind

www.aph.org

APH for the Blind promotes independence of blind and visually impaired persons by providing specialized materials, products, and services needed for education and life.

BANA Braille Authority of North America

www.brailleauthority.org

The mission of the BANA is to assure literacy for tactile readers through the standardization of braille and/or tactile graphics. The purpose of BANA is to promote and to facilitate the uses, teaching, and production of braille.

CASC Computer Applications Specialties Company, Inc. (Dr. Robert Stepp)

www.braille2000.com

Braille2000 is a comprehensive tool for producing braille. Braille2000 is fully Internet-aware, making it as simple as a mouse click to send a braille document to a braille production center, to a school, to a blind student, or to a fellow transcriber.

CTEBVI California Transcribers and Educators for the Blind and Visually Impaired

www.ctebvi.org

This group includes transcribers, educators, parents, librarians, paraprofessionals, exhibitors, students and many other advocates for the special needs of individuals living with blindness and visual impairment.

ICEB International Council on English Braille

www.iceb.org

The purpose of the ICEB is to coordinate and improve standards for braille usage for all English-speaking users of braille. The members of the ICEB are the various countries where English is spoken (and membership is open to all such countries). The present membership includes the following eight countries: Australia, Canada, Ireland, Nigeria, New Zealand, South Africa, United Kingdom, and the United States.

NBA National Braille Association, Inc.

www.nationalbraille.org

NBA is a non-profit organization dedicated to providing continuing education to those who prepare braille, and to providing braille materials to persons who are visually impaired.

NFB National Federation of the Blind

www.nfb.org

The ultimate purpose of the NFB is the complete integration of the blind into society on a basis of equality. This objective involves the removal of legal, economic, and social discriminations; the education of the public to new concepts concerning blindness; and the achievement by all blind people of the right to exercise to the fullest their individual talents and capacities.

NLS National Library Service

www.loc.gov/nls/

Through a national network of cooperating libraries, NLS administers a free library program of braille and audio materials circulated to eligible borrowers in the United States by postage-free mail.

VAVF Visual Aid Volunteers of Florida

www.vavf.org

The purpose of VAVF is to provide reading and instructional materials in a tactile or audio format to persons in Florida who are blind or visually impaired.

Braille

EBAE English Braille - American Edition

TG Tactile Graphic

UEB Unified English Braille

UEBOnline (online UEB training)

www.uebonline.org

UEB Online is a training program for sighted people to learn UEB. The program is suitable for classroom and specialist teachers, parents, teacher aides and other professionals supporting children and adults with vision impairment.

UEBOT Unified English Braille Online Training

<http://uebot.niu.edu/>

The UEBOT project was developed to meet the unique need of retraining a nation of professionals that instruct and produce braille. The course is designed for people proficient in EBAE. Individuals will be required to take an eligibility test in order to enroll in the course.

Technology

B2K Braille2000 (braille translation software)

www.braille2000.com

CAT Computer Assisted Tactile Graphic

DBT Duxbury Braille Translator (braille translation software)

www.duxburysystems.com

RTF Rich Text Format

TGIL Tactile Graphics Image Library (APH)

Educational

FIMC-VI Florida Instructional Materials Center for the Visually Impaired

www.fimcvi.org

FIMC-VI is a statewide resource center designed to assist schools in obtaining specialized materials for students with visual impairments. FIMC-VI serves students with visual impairments enrolled in Florida's public and private schools and teachers in those schools, both exceptional student educators and regular educators, who work with visually impaired students.

FSDB Florida School for the Deaf and Blind

www.fsdb.k12.fl.us

FSDB is a fully accredited state public school and outreach center available tuition-free to eligible Pre-K and K-12 deaf/hard of hearing or blind/visually impaired students. Comprehensive educational services at FSDB are individualized, specific to the unique communication and accessibility needs of each student to develop independence and lifelong success.

TSBVI Texas School for the Blind and Visually Impaired

www.tsbvi.edu

TSBVI serves as a special public school in which students, ages 6 through 21, who are blind, deaf-blind, or visually impaired, including those with additional disabilities, are eligible for consideration for services on the TSBVI campus. It is also a statewide resource to parents of these children and the professionals who serve them, from birth through transition from school.

TVI Teacher of the Visually Impaired

O&M Orientation and Mobility

VAVF is Proud to Invite You to the 2017 FLORIDA CONFERENCE OF VOLUNTEERS SERVING THE VISUALLY IMPAIRED

Once again, we have a wealth of informative presentations planned for braille transcribers, teachers of the visually impaired and others who produce tactile and auditory instructional materials. In addition to the experts within our own VAVF family, the following people in alphabetical order are included on the impressive list of nationally-recognized experts:

- **Susan Christensen** – braille production and software specialist and developer of the BANA MS Word template for Duxbury;
- **Lucia Hasty** - tactile graphics specialist, and co-author of the BANA Guidelines and Standards for Tactile Graphics manual;
- **Cindi Laurent** – Secretary for the NBA, Chair of NBA’s Braille Formats/Textbook Committee, certified in Nemeth and Braille Formats, earned a Letter of Proficiency in UEB;
- **Matthew Poppe** – APH tactile graphic designer;
- **Dr. Robert Stepp** – program developer of Braille2000; and
- **Dorothy Worthington** – certified in Nemeth and Braille Formats, earned a Letter of Proficiency in UEB, and Chairs the BANA Mathematics Braille Technical Committee.

This year’s focus will be on UEB formatting with national and local experts sharing their expertise in the other areas of Math (UEB with and without Nemeth), tactile graphics, UEB certification, and braille translation via the use of Braille2000 and Duxbury software. You’ll love what this year’s VAVF Conference has to offer!


So, peruse the enclosed schedule, make your workshop selections, then complete and submit the Conference Registration Form soon. Go ahead and make your hotel reservation now--you can always cancel if your plans to attend go awry! Remember to tell the hotel that you are with the VAVF Conference group to get the tax-free conference room rate. For those of you who need to submit travel requests to your school districts or agencies, be sure to do so ASAP.

We hope that you will plan to join us in **Orlando** on **May 1-3, 2017** so that you too can embrace the VAVF motto of “Dedication Makes a Difference”!

Donna Ross,
President, VAVF



CONFERENCE AT-A-GLANCE



Sunday, April 30

5:00 - 7:00 Welcome Reception
Pre-Registration

Monday, May 1

8:00 Registration
8:30 - 10:00 Workshops
10:00 - 10:30 Break
10:30 - 12:00 Workshops
12:00 - 1:00 VAVF Luncheon
1:00 - 2:00 VAVF Annual Meeting &
Installation of Officers
2:00 - 3:30 Workshops
3:30 - 4:00 Break
4:00 - 5:30 Workshops

Tuesday, May 2


8:30 - 10:00 Workshops
10:00 - 10:30 Break
10:30 - 12:00 Workshops
12:00 - 2:00 Lunch on Your Own
2:00 - 3:30 Workshops
3:30 - 4:00 Break
4:00 - 5:30 Workshops










Wednesday, May 3

8:30 - 10:00 Workshops
10:00 - 10:30 Break
10:30 - 12:00 Workshops













WORKSHOPS AT-A-GLANCE

Monday, May 1









Session	Workshop		
8:30 - 10:00	101 Opening Session <i>Panel Discussion with TVI, Transcriber & Student</i> *Includes a discussion of manipulatives Andrea Wallace, Moderator		
10:30 - 12:00	102  <i>Pros and Cons of Tactile Graphic Production Methods</i> Lucia Hasty	103  <i>UEB Math: What? No Nemeth?</i> Kathy Krempleski	104  <i>Transition to UEB from EBAE</i> Linda Jacobson
2:00 - 3:30	105-A  <i>2016 Formats</i> Cindi Laurent	106-A  <i>Inkscape: Tactile Graphic Design</i> Matthew Poppe	107-A  <i>Print to Braille: Where Does It Go?</i> (Formats for TVIs) Linda Bero
4:00 - 5:30	105-B  <i>2016 Formats</i> Cindi Laurent	106-B  <i>Inkscape: Tactile Graphic Design</i> Matthew Poppe	107-B  <i>Print to Braille: Where Does It Go?</i> (Formats for TVIs) Linda Bero

Tuesday, May 2

Session	Workshop		
8:30 - 10:00	201-A  <i>2016 Formats</i> Cindi Laurent	202-A  <i>This Image is Tricky! Now What?</i> Lucia Hasty	203-A  <i>Basic Formatting for Nemeth Worksheets</i> Dorothy Worthington
10:30 - 12:00	201-B  <i>2016 Formats</i> Cindi Laurent	202-B  <i>This Image is Tricky! Now What?</i> Lucia Hasty	203-B  <i>Basic Formatting for Nemeth Worksheets</i> Dorothy Worthington
2:00 - 3:30	204  <i>The All Important UEB Proficiency Letter</i> Linda Jacobson	205  <i>Scanning with OmniPage</i> Linda Bero	206-A  <i>Braille2000 Q&A</i> Dr. Robert Stepp
4:00 - 5:30	207  <i>Proofreading in UEB</i> Cindi Laurent	208  <i>File Boot Camp: Getting in Shape for Braille</i> Pat Gray	206-B  <i>Braille2000 Q&A</i> Dr. Robert Stepp

Wednesday, May 3

Session	Workshop		
8:30 - 10:00	301-A  <i>Nemeth with UEB</i> Dorothy Worthington	302-A  <i>Cool Tools: Duxbury's SWIFT & BANA Template</i> Susan Christensen	303-A  <i>Importing Scanned ("Source") Files</i> Dr. Robert Stepp
10:30 - 12:00	301-B  <i>Nemeth with UEB</i> Dorothy Worthington	302-B  <i>Cool Tools: Duxbury's SWIFT & BANA Template</i> Susan Christensen	303-B  <i>Importing Scanned ("Source") Files</i> Dr. Robert Stepp

WORKSHOP DESCRIPTIONS



Monday, May 1

8:30 - 10:00 Opening Session 101

Panel Discussion with TVI, Transcriber & Student **Andrea Wallace, Moderator**

This session will provide insight into how students use braille throughout their day and the role of the teacher of the visually impaired and braille transcriber. Products from American Printing House for the Blind will be shared and a panel discussion will be held to encourage participation.

10:30 - 12:00 Workshop 102

Pros and Cons of Tactile Graphic Production Methods **Lucia Hasty**

During this workshop we will compare examples of the same graphic produced in each method, discuss which features in each method are best for specific subjects, and include some tips for improving quality of production. Also included will be some techniques for labeling and demonstration of layout of interpoint and multiple page graphics, as offered in the BANA Guidelines.

Workshop 103

UEB Math: What? No Nemeth? **Kathy Krempleski**

This workshop will do a quick review of the basics on how to use Unified English Braille (UEB) for technical materials. Then it will delve deeper into the *Guidelines for Technical Materials* and present information on topics such as line mode, arrows, grouping devices, and more.

Workshop 104

Transition to UEB from EBAE **Linda Jacobson**

Going lesson by lesson from the 2015 UEB Instruction Manual, we will explore the differences between EBAE and UEB. This will allow those already certified in EBAE transcription to see what is different.

2:00 - 3:30

Workshop 105-A

2016 Formats

Cindi Laurent

This 4-session workshop will be an in depth look at the 2016 Formats with an emphasis on the changes made to accommodate UEB.

Workshop 106-A

Inkscape: Tactile Graphic Design

Matthew Poppe

This 2-session workshop will be an in-depth demonstration of digital tactile graphic design using the free vector art program Inkscape. Topics covered will include how to download and install Inkscape, the theory behind how vector illustrations work, the tools and user interface of the Inkscape program, how to download graphics from APH's Tactile Graphic Image Library and modify them in Inkscape, how to go about producing new digital tactile graphics from scratch, and the methods by which a digital graphic may be embossed or printed.

Attendees are encouraged to bring laptops so they may follow along. It is recommended that Inkscape be downloaded in advance for free at <https://inkscape.org/en/>.

Workshop 107-A

Print to Braille: Where Does It Go? (Formats for TVIs)

Linda Bero

This 2-session workshop will cover some of the most commonly used print-to-braille format topics and be geared to those working with a wide variety of print sources on a daily basis. We will focus on foundational formats that are basic to everyday use in the classroom. If you have a Formats Manual, you might want to bring it along to make notes in your own copy.

4:00 - 5:30

Workshop 105-B

2016 Formats

Cindi Laurent

Continuation of 105-A.

Workshop 106-B

Inkscape: Tactile Graphic Design

Matthew Poppe

Continuation of 106-A.

Workshop 107-B

Print to Braille: Where Does It Go? (Formats for TVIs)

Linda Bero

Continuation of 107-A.

Tuesday, May 2

8:30 - 10:00 Workshop 201-A
2016 Formats
Cindi Laurent

This is the 3rd session of 4, continuing workshops 105-A and 105-B from Monday.

Workshop 202-A
This Image is Tricky! Now What?
Lucia Hasty

In this 2-session workshop, we will design and produce five complex graphics in several production methods while discussing tips, tricks and techniques. We will also determine an efficient workflow for each production method. Presenter will bring images, equipment and supplies.

Workshop 203-A
Basic Formatting for Nemeth Worksheets
Dorothy Worthington

During this 2-session workshop, we will discuss suggested formatting for worksheets transcribed in Nemeth Code within UEB context. Formatting of Nemeth material other than worksheets will also be covered. Bring with you problems in formatting which you have encountered when transcribing worksheets (and other Nemeth materials).

10:30 - 12:00 Workshop 201-B
2016 Formats
Cindi Laurent

Continuation of 201-A (4th session of 4).

Workshop 202-B
This Image is Tricky! Now What?
Lucia Hasty

Continuation of 202-A.

Workshop 203-B
Basic Formatting for Nemeth Worksheets
Dorothy Worthington

Continuation of 203-A.

2:00 - 3:30

Workshop 204

The All Important UEB Proficiency Letter

Linda Jacobson

This workshop will be based on the presentation Jennifer Dunnam gave at the 2016 VAVF conference: This session provides information about the process for obtaining a Letter of Proficiency in Unified English Braille from NLS. Preparation resources for the exam will also be discussed.

Workshop 205

Scanning with Omni Page

Linda Bero

In this workshop we will look at the OmniPage program and some of the features it has that specifically help us as TVIs and transcribers. We'll also discuss what scanning in general can and cannot do. You may like to bring your own computer with OmniPage already installed so you can work along with me. Or you may prefer to just watch and listen as we check out the many features of the program. Either way, you're sure to learn a few tips and tricks.

Workshop 206-A

Braille2000 Q&A

Dr. Robert Stepp

This 2-session workshop, will present the newest gizmos in Braille2000, things you might find handy. It is also the place to have your most puzzling questions answered. Questions will be taken from the audience, but you can also submit your questions in advance to bob@braille2000.com. Every question submitted by e-mail will be answered either in the workshop or in the workshop handout.

4:00 - 5:30

Workshop 207

Proofreading in UEB

Cindi Laurent

This workshop will cover some hints and tricks for ways to ensure that your UEB transcription is accurate. Participants will be given hands-on exercises to help hone their proofreading skills.

Workshop 208

File Boot Camp: Getting in Shape for Braille

Pat Gray

Working with .pdf files, files with icons, and using Word to help clean up files before importing into Braille2000.

Workshop 206-B

Braille2000 Q&A

Dr. Robert Stepp

Continuation of 206-A.

Wednesday, May 3

8:30 - 10:00 Workshop 301-A
Nemeth with UEB
Dorothy Worthington

In this 2-session workshop, we will travel through the Guidance for Transcription Using the Nemeth Code in UEB Context, 2016 with examples to demonstrate the application of each section of the Guidance. Emphasis will be on the placement of the Open Nemeth Indicator and Terminator (switches).

Workshop 302-A
Cool Tools: Duxbury's SWIFT & BANA Template for Microsoft Word
Susan Christensen

This 2-session workshop focuses on 1) the best configurations for Microsoft Word and DBT; 2) using SWIFT, Duxbury's free Word add-in; and 3) the updated BANA template for Word, emphasizing new UEB features. It is not necessary, but you are encouraged to bring your laptop with the current versions of DBT, SWIFT and the BANA template installed (www.duxburysystems.com).

Workshop 303-A
Importing Scanned ("Source") Files
Dr. Robert Stepp

This 2-session workshop workshop is all about RTF files and ways to handle them. Topics will include multi-language files (e.g., Spanish and English), managing braille format, handling "stubborn" files, handling page numbers, and handling tables.

10:30 - 12:00 Workshop 301-B
Nemeth with UEB
Dorothy Worthington

Continuation of 301-A.

Workshop 302-B
Cool Tools: Duxbury's SWIFT & BANA Template
Susan Christensen

Continuation of 302-A.

Workshop 303-B
Importing Scanned ("Source") Files
Dr. Robert Stepp

Continuation of 303-A.

MEET OUR PRESENTERS



Linda Bero

Linda is a full time braille transcriber for the School District of Manatee County. She earned her Literary Certificate in 2006, Statement of Proficiency in UEB in 2016 and has enjoyed braille for the last 13 years. Linda is always looking for efficient ways to produce braille and tactile graphics all the while maintaining accuracy. She receives work to be brailled in many different formats and each one has its challenges. Seldom is she not able to find a way to get the information in a form that is meaningful for her students.

Susan Christensen

Susan started her braille journey about 35 years ago (yikes!). She developed and maintains the Word/DBT BANA template, which has been a DBT feature for 12 years. Susan gets a kick out of figuring out techniques in Word that help streamline braille production.

Pat Gray

Pat joined the Temple Sisterhood Braille Group after seeing a volunteer recruitment drive on the local TV channel. She loves reading and couldn't imagine a life without books. In her innocence, she thought she would learn the 26 letters of the alphabet and be ready to go. That idea was quickly dispelled at Orientation! There is always something new to learn.

Lucia Hasty

Lucia is a veteran teacher of students with visual impairment, including blindness. She was director of Colorado Instructional Materials Center for the Visually Handicapped. She is a co-author of the BANA Guidelines and Standards for Tactile Graphics, as well as many articles for professional journals. Now retired from education, Lucia is a consultant conducting workshops and developing training materials on tactile graphics for a variety of audiences. Lucia also participates on a number of grant projects involving tactile graphics.

Linda Jacobson

Linda received her NLS certificate for Braille Transcribing in 1996 and decided to continue on to get her NLS certification in Proofreading in 1997. Her most recent certification is the NLS Letter of Proficiency certification in the UEB Code received in August of 2015. Linda has been working for NLS since 1998 evaluating trial manuscripts and lessons for the transcribing course. She currently has over one hundred correspondence students in various stages of the UEB Transcribing course. She finds that most transcribers take a great deal of pride in their work and this requires good proofreading skills.

Kathy Krempleski

Kathy Krempleski has worked as a District Resource Teacher with Florida Instructional Materials Center for the Visually Impaired (FIMC-VI) since April 2014. Prior to that, Kathy worked as an itinerant teacher of the visually impaired for 17 years. She has National Board Certification as a Teacher, Exceptional Needs Specialist Early Childhood through Young Adult, a Master's degree in Social Work (USF) and a Bachelor's degree in Visual Disabilities (FSU). She has attended numerous trainings on UEB, including sessions at the National Braille Association's 2016 Conference and she is progressing through the UEB transcriber's course to become a certified transcriber.

Cindi Laurent

Cindi has been certified in literary braille since 1997. She is Formats certified, Nemeth certified and has received her Letter Of Proficiency in UEB from NLS. She is currently the Secretary for the National Braille Association (NBA) and has been on the board of that organization for eight years. Cindi served as the NBA representative to the Braille Authority of North America (BANA) for three years and is the current chair of the BANA Formats Committee. She's been the coordinator for Volunteer Braille Services in Minnesota for more than ten years. Braille is her addiction and it has been her privilege to travel the country providing training and encouragement to those who share a love for transcribing books for the blind.

Matthew Poppe

Matthew, a graduate of Bellarmine University with degrees in Painting and Graphic Design, joined APH in 2014 as a tactile graphic designer in the Accessible Textbook department. From 2014 to 2016 he oversaw the Tactile Graphic Image Library, APH's free online repository for tactile graphic templates, and designed and added new graphics when they were requested. He is now a graphic designer in APH Research department, and provides tactile graphic design training when requested.

Dr. Robert Stepp

Because both Bob and Meg (Wagner) played double-bass, he met Bettye Krolick. Because Bettye's father-in-law was blind, she learned braille and music braille. Because music braille was shown to Bob to be hard to plan in advance, he created ED-IT for the Apple computer, and because FIMC later wanted a modern tool, Bob created ED-IT PC and Braille2000. There have been many minds that somehow came together to create a stunning chain of events that led to where we are today. Perhaps it was meant to be.

Andrea Wallace

Andrea is a certified teacher of the visually impaired (TVI) and orientation and mobility (O&M) specialist. Andrea began her career at the Lighthouse for the Visually Impaired and Blind in Pasco County as an O&M instructor and transition program coordinator. After three years at the Lighthouse, she worked in Pinellas County Schools as a TVI for three and a half years. When working for Pinellas County, Andrea had the opportunity to work closely with braille transcribers to assist in providing training and to assist in making it easier to share materials among the transcribers at various schools within the county. Andrea now works for FIMC-VI as a District Resource Teacher.

Dorothy Worthington

Dorothy is Nemeth certified (1991), Braille Formats certified (2011), and has achieved a Letter of Proficiency in Unified English Braille (2015). She is currently Chair of the BANA Mathematics Braille Technical Committee. This committee has been appointed to continue the work of the BANA Task Force on Recommendations for Nemeth Code with UEB. She is excited to be working with you to make the use of Nemeth Code within UEB a viable standard.

HOTEL INFORMATION

STAYBRIDGE SUITES ORLANDO



Hotel Reservation

- You will need to make your own hotel reservation.
- Call the hotel at (407) 438-2121 or Toll Free: (877) 238-8889 to make the reservation. Let them know you are attending the VAVF Conference.
- The conference rates are effective 3 days before and after the conference.
- When making the reservation, a personal credit card number is needed. The credit card is for the purpose of covering any additional charges to the room for which the guest is responsible.
- \$89 for 1 king; \$99 for 2 queens – actual payment is made through VAVF to get these rates, tax free.

Hotel Payment

- One person from each room will send a check for the reservation.
- Luncheon, Conference and Hotel may be included in one check.
- Send payment before **April 5, 2017** to get the VAVF rates, tax free. VAVF will make a single payment to the hotel for all rooms paid for by that date. After that date, you will have to pay market rates plus 12.5% taxes.

Hotel Guests

- Free Full Buffet Breakfast
- Complimentary Manager's Reception in the Great Room
5:00-6:45 pm Sunday
5:30-7:30 pm Monday, Tuesday
- Swimming Pool, Fitness Room, Free Wireless Internet, Free Local Phone Calls, Refrigerator and Microwave in Every Room

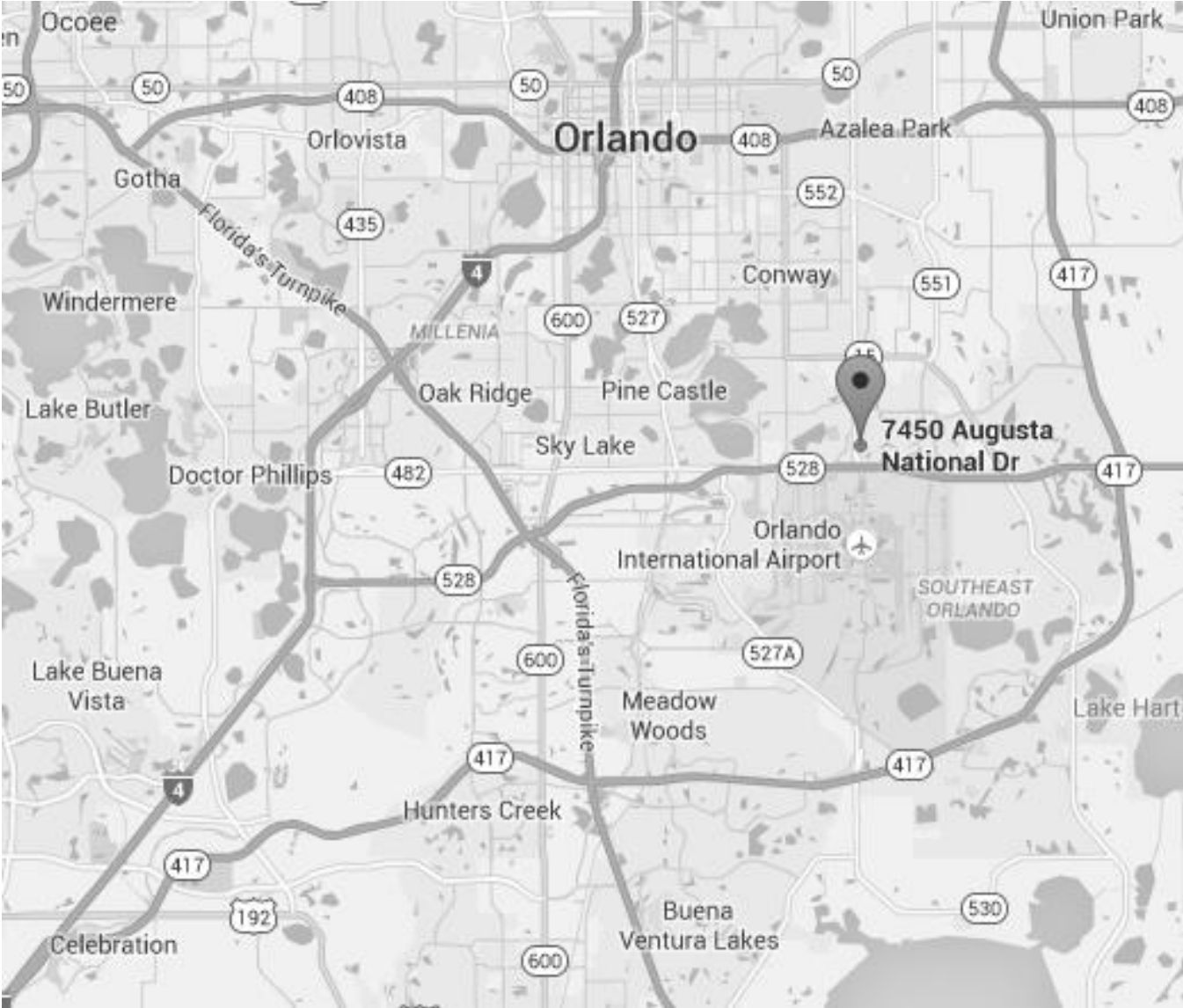
About Hotel

- Hotel has three floors and the meeting rooms are located on the second floor, to the left upon exiting the elevator.
- Elevator access to the upper floors.
- Dining Room, also referred to as the Great Room, is on the first floor, to the left as you exit the elevator. The VAVF Luncheon and annual meeting will be held there.
- Complimentary coffee is available 24 hours in the Dining Room/Great Room area.

HOTEL LOCATION

Staybridge Suites Orlando Airport South

7450 Augusta National Drive
Orlando, FL 32822
Tel: (407) 438-2121
Fax: (407) 438-2275



DRIVING DIRECTIONS



From North, South, East or West:

- Get onto I-4 heading towards Orlando
- Take I-4 Exit 72 onto SR 528 (also called Beachline Expy; formerly Beeline Expy). SR 528 is a toll road (several of them).
- Take SR 528 Exit 11 onto Semoran Blvd. (exit right, then bear left). Be prepared to merge several lanes to your right immediately.
- Turn right at first light (less than 1/4 mi) onto TG Lee Blvd.
- Turn right at first stop sign onto Augusta National Drive.
- Turn right into Staybridge Suites (about 1/4 mile on your right across from the pond between Hilton Garden Inn and Ramada Suites)

From the Airport by Car

- Exit from airport on SR 436 North (Semoran Blvd). Be prepared to merge right immediately.
- Turn right at first light (less than 1/4 mi) onto TG Lee Blvd.
- Turn right at first stop sign onto Augusta National Drive.
- Turn right into Staybridge Suites (about 1/4 mile on your right across from the pond between Hilton Garden Inn and Ramada Suites)

From Airport by Shuttle

- A shuttle is available to/from the hotel. Phone hotel at (407) 438-2121 to arrange pick-up.

BOARD MEMBERS

VISUAL AID VOLUNTEERS OF FLORIDA, INC.

- President:** Donna Ross, 4418 Blantyre Pl., Valrico 33596; 813-571-0129; email: pingtong@aol.com
- Past President:** Mariann Witengier (Scholarship Chair), 2900 Harriet Dr., Orlando 32812-5814; 321-512-5624; email: mizzwit@gmail.com
- President Elect:** Linda Bero, 11531 84th St. Cir. E., #102, Parrish 34219; 941-773-0781; email: lindadb3828@gmail.com
- Vice President** Nancy Meinhardt, 1450 Winding Willow Dr., Trinity 34655-7124; of Membership: 727-375-1368; email: nancymeinhardt@msn.com
- Secretary:** Lynnette Taylor, 1423 Marlee Rd., Switzerland 32259-8847; 904-217-3220; email: dandltaylor@att.net
- Treasurer:** Arlene Jensen, 6425 Streamport Dr., Orlando 32822-3066; 407-925-2388; email: jensenarlene1026@gmail.com
- Board Member:** Susie Coleman (VAVF Newsletter Editor), 1826 Bartram Cir. W., Jacksonville 32207-2294; 904-725-2427; email: susierc1950@att.net
- Board Member:** Pat Gray, 3344 Sanctuary Blvd., Jacksonville Beach 32250-2573; 904-955-8831; email: irishpgray@yahoo.com
- Board Member:** Audrey Shafer, 6286 23rd Terr. N., St. Petersburg 33710; 727-347-2843; email: shaferaw@gmail.com
- Board Member** Meg Wagner, 8444 35th Ave. N., St. Petersburg 33710-1010; 727-430-9805; email: brlwagner@aol.com
- Liaison:** Suzanne Dalton (Supervisor) and Kathy Krempleski (Resource Teacher), FIMC-VI, 4210 West Bay Villa Ave., Tampa 33611-1206; 800-282-9193; email: sdalton@fimcvi.org, kkrempleski@fimcvi.org

Name: _____

CONFERENCE REGISTRATION

Visual Aid Volunteers Of Florida Annual Conference May 1-3, 2017

Name: _____

Address: _____

City/State/Zip: _____

Phone: _____

E-mail: _____

Professional Organization: _____

Job Title: _____

Braille Group Affiliation: _____

Position Held: _____

I am a:

- VAVF Member
- VAVF Associate Member
- New Member
- Non-Member
- Spouse/Companion



My braille specialties are:

- Literary (EBAE)
- Literary (UEB)
- Textbook Formats
- Nemeth
- Music
- Proofreading

Other visual aid specialties:

- Recording
- Tactile Graphics

I will need workshop materials in:

- Braille
- Large Print

Luncheon Menu (Monday)

Choose One:

- COUNTRY CLASSIC BBQ
Chef's Oh...So...Tender Pulled
Pork and Chicken Breast, Baked
Beans, Sweet Corn Cobbett's,
Corn Bread, Mashed Potatoes,
Garden Salad, Dessert
- Chicken Breast with Gluten Free
Spaghetti, Gluten Free Garlic
Rolls, Salad, Dessert

Name: _____

WORKSHOP PREFERENCES

Workshops are numbered from #101 - #303. Please note that some workshops are presented in two or more parts, identified by A and B. Choose 1 workshop per time slot. Handouts will first go to those who sign up by April 5, 2017.

Monday, May 1

8:30 - 10:00	<input type="checkbox"/> 101 Panel Discussion with TVI, Transcriber & Student
10:30 - 12:00	<input type="checkbox"/> 102 Pros and Cons of Tactile Graphic Production Methods <input type="checkbox"/> 103 UEB Math: What? No Nemeth? <input type="checkbox"/> 104 Transition to UEB from EBAE
2:00 - 3:30	<input type="checkbox"/> 105-A 2016 Formats <input type="checkbox"/> 106-A Inkscape: Tactile Graphic Design <input type="checkbox"/> 107-A Print to Braille: Where Does It Go?
4:00 - 5:30	<input type="checkbox"/> 105-B 2016 Formats <input type="checkbox"/> 106-B Inkscape: Tactile Graphic Design <input type="checkbox"/> 107-B Print to Braille: Where Does It Go?

Tuesday, May 2

8:30 - 10:00	<input type="checkbox"/> 201-A 2016 Formats <input type="checkbox"/> 202-A This Image is Tricky! Now What? <input type="checkbox"/> 203-A Basic Formatting for Nemeth Worksheets
10:30 - 12:00	<input type="checkbox"/> 201-B 2016 Formats <input type="checkbox"/> 202-B This Image is Tricky! Now What? <input type="checkbox"/> 203-B Basic Formatting for Nemeth Worksheets
2:00 - 3:30	<input type="checkbox"/> 204 The All Important UEB Proficiency Letter <input type="checkbox"/> 205 Scanning with Omni Page <input type="checkbox"/> 206-A Braille2000 Q&A
4:00 - 5:30	<input type="checkbox"/> 207 Proofreading in UEB <input type="checkbox"/> 208 File Boot Camp: Getting in Shape for Braille <input type="checkbox"/> 206-B Braille2000 Q&A

Wednesday, May 3

8:30 - 10:00	<input type="checkbox"/> 301-A Nemeth with UEB <input type="checkbox"/> 302-A Cool Tools: Duxbury's SWIFT & BANA Template <input type="checkbox"/> 303-A Importing Scanned ("Source") Files
10:30 - 12:00	<input type="checkbox"/> 301-B Nemeth with UEB <input type="checkbox"/> 302-B Cool Tools: Duxbury's SWIFT & BANA Template <input type="checkbox"/> 303-B Importing Scanned ("Source") Files

Name: _____

MEMORIAL SCHOLARSHIP FUND CONTRIBUTION

In order to acknowledge your contribution, please complete the information below and a card will be sent to the family of the honoree with your brief message.

Family/Honoree Name: _____

Address: _____

City/State/Zip: _____

Given in memory/honor of: _____

Occasion/Brief Message: _____

NEW MEMBER APPLICATION

Membership in VAVF is based on the calendar year, January-December. If you wish to join VAVF at this time, your membership will be valid now through Dec. 31, 2017.

I would like to be a:

- Member (\$15 yr)
- Booster Member (\$20 yr, additional financial support for VAVF)
- Associate Member (\$5 yr, spouse or other family members)
- Lifetime Member (\$150, may be paid in \$50 installments over 3 years)

Braille Certifications & Year
(if studying for certification write 20?)

- Literary (EBAE) _____
- Literary (UEB) _____
- Textbook Formats _____
- Nemeth _____
- Music _____
- Proofreading _____

Other Visual Aid Specialties:

- Recording
- Tactile Graphics
- Large Print
- Other _____

I would like to receive the VAVF Newsletter and other correspondence in:

- Regular Print
- Large Print
- Braille
- Digital via email

Name: _____

ALL-IN-ONE PAYMENT FORM

Mark Your Selection		Amount
CONFERENCE REGISTRATION		
<input type="checkbox"/>	VAVF Member/Associate Member postmarked BEFORE 4/5/17	\$ 35.00
<input type="checkbox"/>	VAVF Member/Associate Member postmarked AFTER 4/5/17	45.00
<input type="checkbox"/>	VAVF Non-Member postmarked BEFORE 4/5/17	55.00
<input type="checkbox"/>	VAVF Non-Member postmarked AFTER 4/5/17	65.00
<input type="checkbox"/>	One-Day VAVF Non-Member, 1st Time Attending	15.00
LUNCHEON & ANNUAL VAVF BUSINESS MEETING		
<input type="checkbox"/>	VAVF Luncheon Monday, May 1 st	21.00
<input type="checkbox"/>	VAVF Annual meeting only Seating will be provided for those not attending the Luncheon.	-
HOTEL		
<input type="checkbox"/>	1 King \$89/day <input type="checkbox"/> Apr 30 <input type="checkbox"/> May 1 <input type="checkbox"/> May 2 <input type="checkbox"/> May 3 (List additional days) _____ Enter total cost. ▶	
<input type="checkbox"/>	2 Queens \$99/day <input type="checkbox"/> Apr 30 <input type="checkbox"/> May 1 <input type="checkbox"/> May 2 <input type="checkbox"/> May 3 (List additional days) _____ Enter total cost. ▶	
CONTRIBUTION		
<input type="checkbox"/>	Memorial Scholarship Fund Enter contribution amount. ▶	
NEW MEMBER		
<input type="checkbox"/>	Regular Member	15.00
<input type="checkbox"/>	Booster Member	20.00
<input type="checkbox"/>	Associate Member	5.00
<input type="checkbox"/>	Lifetime Member Enter Amount. ▶	
One Check Does It All! Make checks payable to: <u>VAVF, Inc.</u>		TOTAL \$

Mail all applicable forms and check to:
 VAVF, Inc.
 c/o Arlene Jensen
 6425 Streamport Drive
 Orlando, FL 32822-3066

Or if you have any questions:
 Arlene Jensen
 407-925-2388
 email: jensenarlene1026@gmail.com